



EPIC SYMPHONY



KEY FEATURES:

- RGBW 4 Channel LED output
- No programming required
- Controllable via RS232 serial commands
- 2 music inputs
- Line level in via line level and microphone
- Closed contact control for on and off operation
- Computable with most industry RGB LED controllers (constant current or constant voltage LED's)
- 3.5mm stereo plug in input for line level and microphone

BENEFITS:

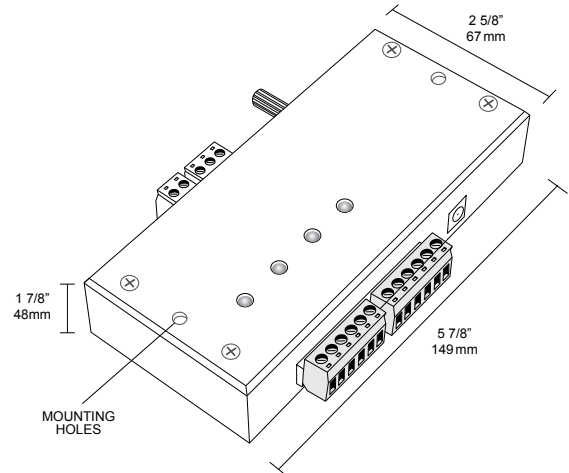
- Multiple music and movie modes *
 - 1) Theater Mode
 - action, romance, comedy, horror
 - 2) Music Mode
 - rock, techno, classic, jazz, R&B, EQ mode
 - 3) Stand Alone
- Addressable up to 4 different musically seperately controlled zones from 1 serial port.
- Passes 12V or 24V LED's (Requires separate 12V or 5W power supply. Sold separately)

*** MODES:**

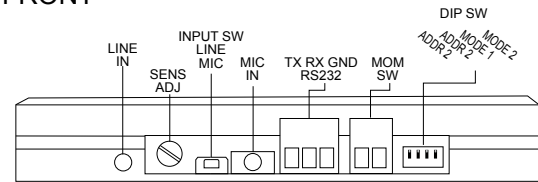
Mode 1	Rock	Mode 7	Action
Mode 2	Techno	Mode 8	Romance
Mode 3	Classic	Mode 9	Comedy
Mode 4	Jazz	Mode 10	Horror
Mode 5	R & B	Mode 11	Bypass
Mode 6	EQ		

The EPIC SYMPHONY is a music interface that analyzes a variety of frequencies and controls LED channels accordingly. The Symphony is completely controllable via RS232 serial or momentary switch for music reactive light shows.

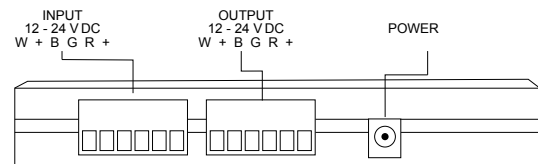
Easily create a dynamic environment with preprogrammed light sequences or plug in your microphone, iPod or phone for real-time music analysis. The Symphony works independently or integrated into a whole-house control system.



FRONT



BACK



ORDERING

MODEL

EPIC-Symphony

RS232 Controller

CAN BE USED IN CONJUNCTION WITH:

- Advanced RS232 Controller
- WiFi Interface
- EPIC Eye
- Remote Momentary Switch

Epic Sky Technology

A Division of Impact Lighting, Inc.

2101 West Central Blvd. Orlando, Florida 32805 USA • Phone: 1.800.507.5714 • Email: sales@epicskytech.com

www.epicskytech.com